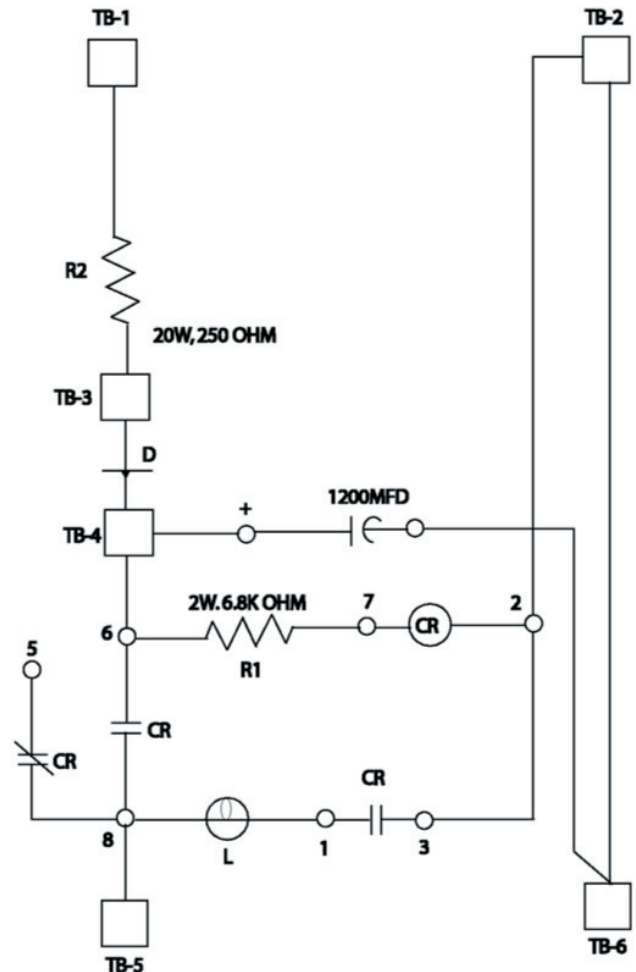




Schematic Diagram



General Information

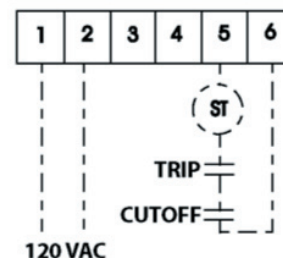
The capacitor trip relay is designed for 120 VAC input. It is used with a shunt trip. When capacitor is fully charged the CR relay will energize and indicating light will illuminate.

Specifications

Input Voltage: 120 VAC

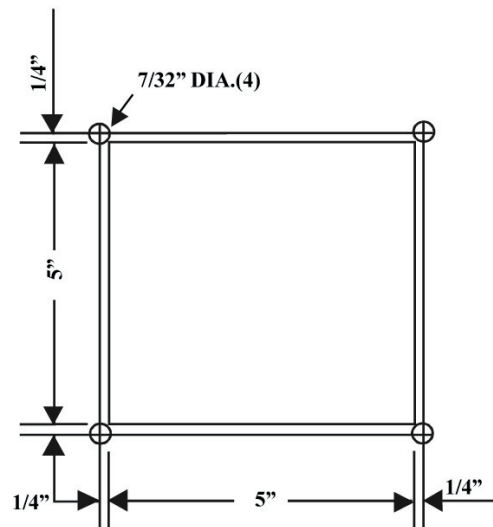
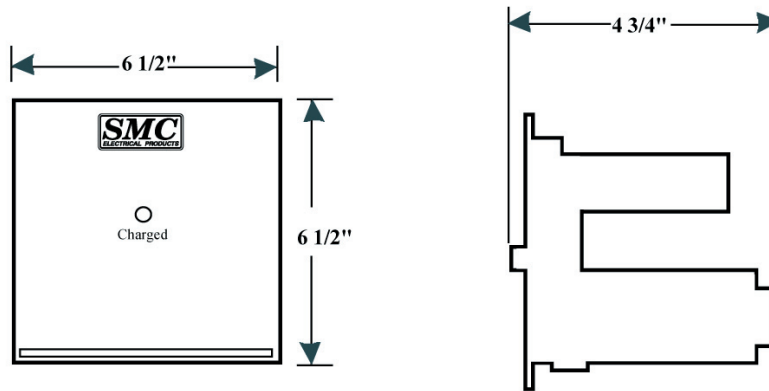
Trip Contacts: 10 Amps at 240 VAC Resistive

Output Voltage: 150 VDC



Outline Dimensions

No unauthorized modification to Capacitor Trip Devices.



SMC Capacitor Trip Reference Matrix

Part #	Input Voltage	Output Voltage	Shunt Trip with Safety Power-up	Shunt Trip without Safety Power-up	Shunt Trip and Under Voltage	Shunt Trip and Under Voltage with Safety Power-up
D-4005-1	120 VAC	150 VDC		X		
D-4005-1A	120 VAC	150 VDC			X	
D-4005-2	240 VAC	300 VDC		X		
D-4005-2A	240 VAC	300 VDC			X	
D-4005-3	120 VAC	240 VDC			X	
D-4005-4	120 VAC	320 VDC			X	
D-4005-4M	120 VAC	320 VDC	**X			
D-4005-4M1	120 VAC	320 VDC		X		
D4005-TC	120 VAC	320 VDC				X

** Safety power-up circuit provides power to the shunt-trip solenoid before the capacitor is fully charged.